

UPS Internet Shipping: View/Print Label

1. **Ensure there are no other shipping or tracking labels attached to your package.**
2. **Fold the printed label at the solid line below.** Place the label in a UPS Shipping Pouch. If you do not have a pouch, affix the folded label using clear plastic shipping tape over the entire label.

3. GETTING YOUR SHIPMENT TO UPS

Customers with a Daily Pickup

Your driver will pickup your shipment(s) as usual.

Customers without a Daily Pickup





Schedule a same day or future day Pickup to have a UPS driver pickup all of your Internet Shipping packages.

Hand the package to any UPS driver in your area.

Take your package to any location of The UPS Store®, UPS Access Point(TM) location, UPS Drop Box, UPS Customer Center, Staples® or Authorized Shipping Outlet near you. Items sent via UPS Return Services(SM) (including via Ground) are also accepted at Drop Boxes.

To find the location nearest you, please visit the 'Find Locations' Quick link at ups.com.

FOLD HERE

<p>LESLEY DAY 916-521-9907 EUREKA UNION SCHOOL DISTRICT 5455 EUREKA ROAD GRANITE BAY CA 95746</p> <p>SHIP TO: 8776223473 TECH TO SCOOL 1530 MONTAGUE EXPRESSWAY SAN JOSE CA 95131-1408</p>	<p>5 LBS</p> <p>RS</p> <p>1 OF 1</p>
 <p>CA 945 8-04</p> 	<p>UPS GROUND</p> <p>TRACKING #: 1Z 09A Y33 90 9282 8427</p> 
<p>BILLING: P/P DESC: ACCT RETURN SERVICE</p> <p>Reference#1: MTS75317</p> <p>UIS 22.0.19. MACNV50 4D.0A 09/2022*</p>	 <p>Reference#1: MTS75317</p> 